EPIGAP OSA

DATASHEET

OCI-490-20 ID980-XE



High Power Infrared LED with Epoxy Lens

Features:

- Footprint: 6046 (2318)
- Size: 6.0(L) x 4.6(W) x 4.65(H) mm
- Circuit substrate: Ceramics
- ROHS and REACH compliant
- Lead-free solderable
- All devices sorted into intensity classes
- Taped in 16 mm blister tape
- Taping: face-up (T)

Applications:

- Sensing
- Machine Vision
- Gas Sensing

This 980 nm high optical density infrared SMD LED is engineered for imaging through materials. An Epoxy Lens with narrow view angle enables exact delivery of the light.

Copyright © 2026 EPIGAP OSA Photonics GmbH. All Rights Reserved

Typical Electro-Optical Characteristics

Measurement conditions $T_{ambient}$ = 23 °C; t_{test} ≤ 60 ms

Parameter	Symbol	Condition	Min	Typ	Max	Unit
Emitting Color		Infrared				
Forward Voltage	V_f	I_f = 350 mA		1.3	1.6	V
		I_f = 1000 mA		1.4		
Peak Wavelength	λ_P	I_f = 350 mA	960	980	1000	nm
		I_f = 1000 mA		980		
FWHM	$\Delta\lambda$	I_f = 350 mA		30		nm
		I_f = 1000 mA		40		
Radiant Intensity (1)	I_e	I_f = 350 mA	450	800		mW/sr
		I_f = 1000 mA		2100		
Radiant Power	Φ_e	I_f = 350 mA		165		mW
		I_f = 1000 mA		450		
View Angle	θ	I_f = 350 mA		20		deg.
Reverse Current	I_R	V_R = 5 V			10	µA

(1) Measured according to the CIE 127, Condition B

Maximum Ratings

Parameter		Symbol	Min	Max	Unit
Forward Current		$I_{f, max}$		1000	mA
Forward Current, pulsed	tp ≤ 100µs, τ=1:10	$I_{f, pulse}$		1200	mA
Reverse Voltage		V_R		5	V
Thermal Resistance Junction – Solder point		R_{th_JS}		5	K/W
Operating Temperature		T_{op}	-40	+85	°C
Storage Temperature		T_{St}	-40	+85	°C

Copyright © 2026 EPIGAP OSA Photonics GmbH. All Rights Reserved

Typical Performance

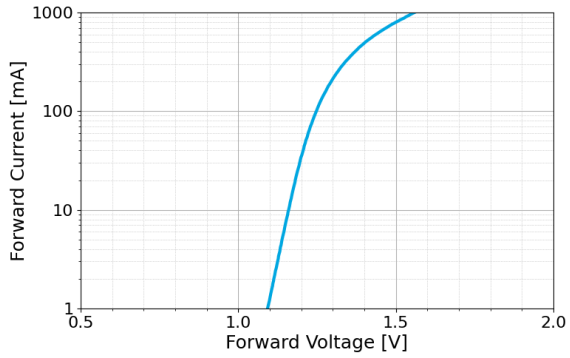

Forward Current vs. Forward Voltage

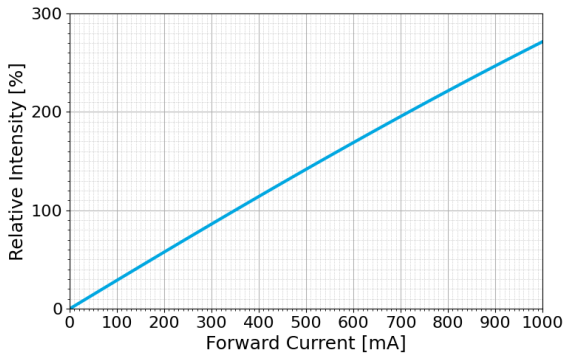

Relative Intensity vs. Forward Current

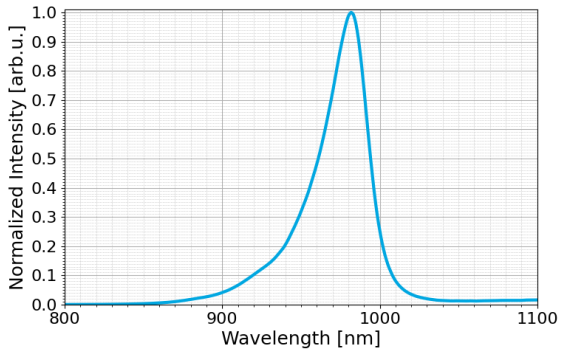

Optical Spectrum

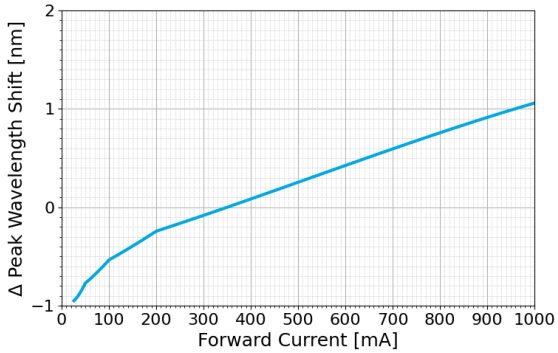

Wavelength Shift vs. Forward Current

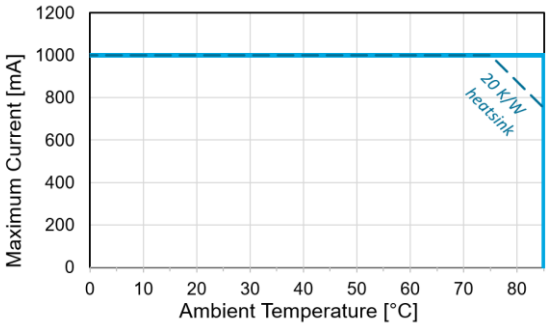

Maximum Ratings (1)

(1) Assuming connection to an infinite heatsink if not stated otherwise

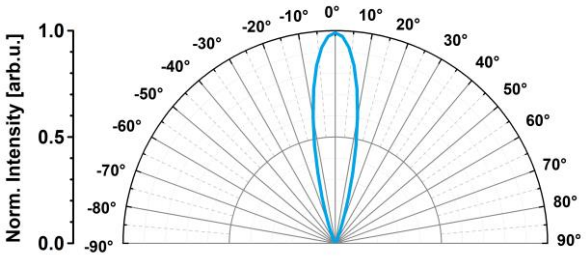

Radiation Pattern

Copyright © 2026 EPIGAP OSA Photonics GmbH. All Rights Reserved

Outline Drawing

Unless otherwise specified, all drawing units are in mm
Tolerances are: ISO 2768-m

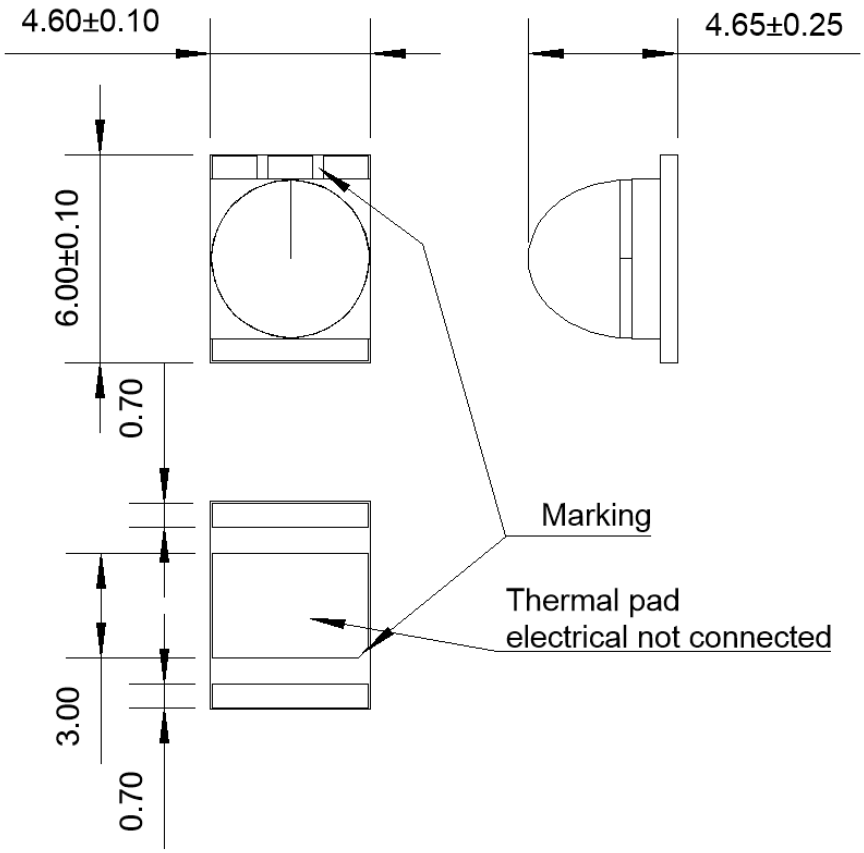

Marking at the Anode side.

Recommended soldering pad

Unless otherwise specified, all drawing units are in mm

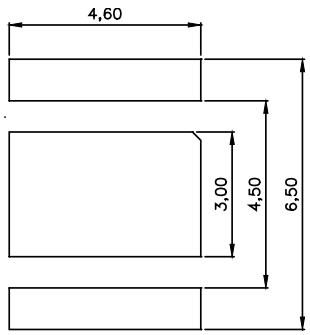

Copyright © 2026 EPIGAP OSA Photonics GmbH. All Rights Reserved

Soldering Profile

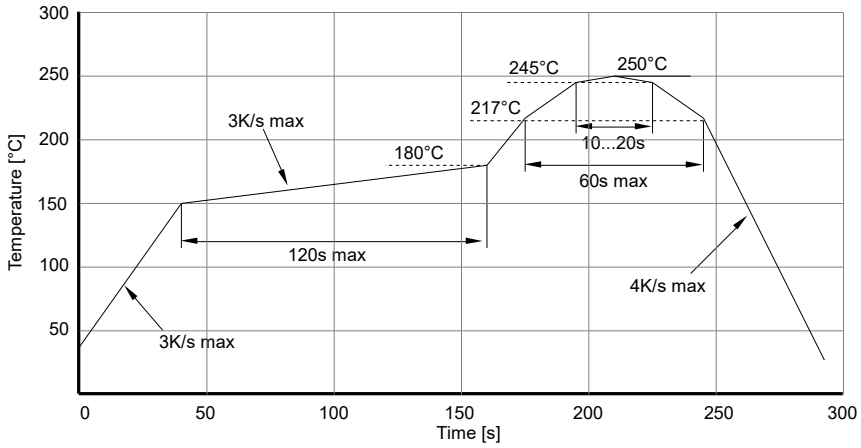

IR reflow soldering profile for lead free soldering

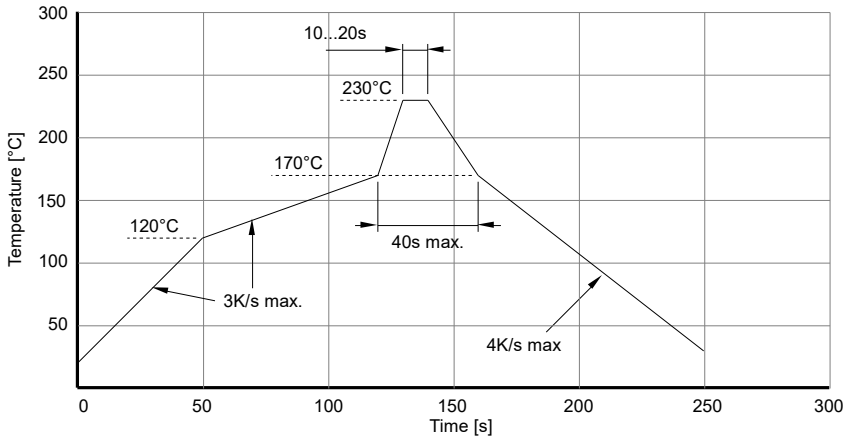

IR reflow soldering profile for solder containing lead

Manual Soldering: Not applicable for manual soldering.

Copyright © 2026 EPIGAP OSA Photonics GmbH. All Rights Reserved

Tape And Reel Packaging

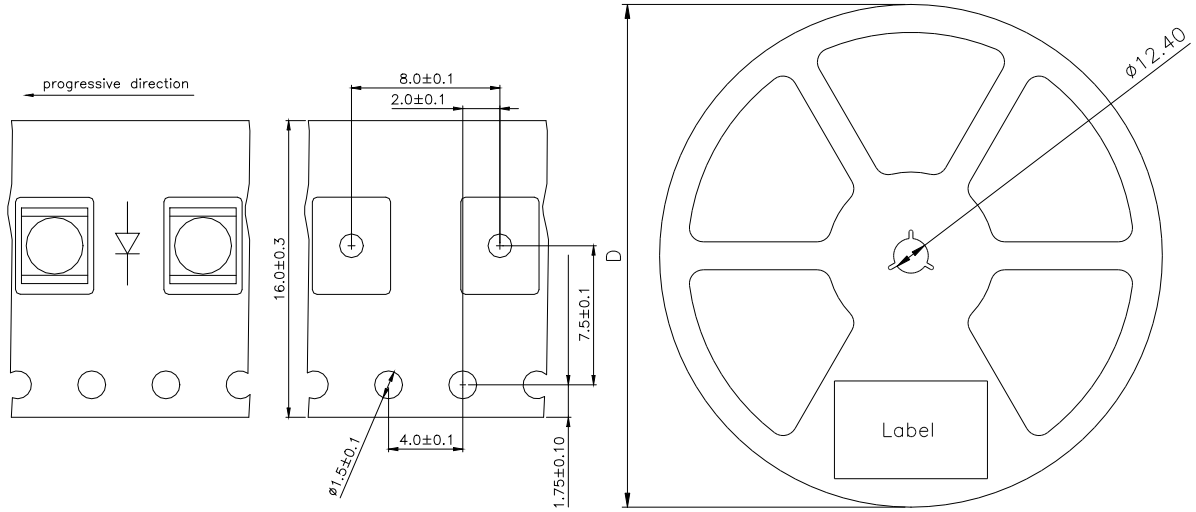

D	Parts/reel
7"	400

Packaging The reel is sealed in a special plastic bag with integrated ESD protection including a silica dry-pack. Shelf life for sealed bag: 12 months on max. 30 °C and 60% Rh. Floor life: 12 months under max. 30 °C and 60% Rh in a dust free environment. Other bags (i.e. MBB, HIC, Vacuum pack, etc.) available on request.

Copyright © 2026 EPIGAP OSA Photonics GmbH. All Rights Reserved

LED Intensity Groups [mW/sr]

All SMD-LED devices are 100% measured and sorted into intensity groups with an accuracy of ± 11 %.
Intensity group is measured according to CIE 127.

General information – not this specific device.

C:	0.28	-	0.45
D:	0.45	-	0.71
E:	0.71	-	1.12
F:	1.12	-	1.80
G:	1.80	-	2.80
H:	2.80	-	4.50
J:	4.50	-	7.10
K:	7.10	-	11.20
L:	11.20	-	18.00
M:	18	-	28
N:	28	-	45
P:	45	-	71
Q:	71	-	112
R:	112	-	180
S:	180	-	280
T:	280	-	450
U:	450	-	710
V:	710	-	1120
AW:	1120	-	1800
BW:	1800	-	2800
CW:	2800	-	4500
DW:	4500	-	7100
EW:	7100	-	11 200
FW:	11 200	-	18 000
GW:	18 000	-	28 000
HW:	28 000	-	45 000
JW:	45 000	-	71 000
KW:	71 000	-	112 000
LW:	112 000	-	180 000
MW:	180 000	-	280 000

Special service: EPIGAP OSA offers Radiant intensity selection (binning) in sub selections.
Color selection in 3 sub-selections possible (each subgroup on a separate reel).
Information on available sub-groups can be accessed through this link:
https://www.epigap-osa.com/datasheet/SMD_LED_Intensity_Groups_And_Subgroups_EPIGAP_OSA.pdf

Copyright © 2026 EPIGAP OSA Photonics GmbH. All Rights Reserved

Notice

The information describes the type of component and shall not consider as assured characteristics. Terms of delivery and rights to change reserved. The data sheet may change without prior notification; the only valid issue and current revision can be on our website. Due to technical requirements, components may contain dangerous substances.
It is the responsibility of the customer to evaluate and ensure that the use of the products in their specific applications complies with relevant safety standards and regulations. Customers must assess the exposure conditions within their systems and ensure that appropriate measures are taken to prevent exceeding the permissible exposure limits outlined in IEC 62471. EPIGAP OSA Photonics GmbH does not assume liability for any non-compliance arising from the integration or usage of LEDs in customer systems.
Parameters can vary in different applications. The customer must validate all operating parameters for each application. EPIGAP OSA Photonics GmbH does not have the responsibility for the reliability and the degradation behavior of products made with EPIGAP OSA Photonics GmbH diodes as they depend not only on the product itself but also on the operation, manufacturing or design of the final products. The customer is responsible for ensuring the long-term stability of the product according to their requirements. If components are used in toys or life support systems, EPIGAP OSA Photonics GmbH must expressly authorize the use of the components prior to incorporating them into the customer's systems!
Packaging: EPIGAP OSA Photonics GmbH uses recyclable packages.

EPIGAP OSA Photonics GmbH
www.epigap-osa.de

Köpenicker Str.325
12555 Berlin Germany
Tel. +49 (0)30 6576 3764
sales@epigap-osa.de

Copyright © 2026 EPIGAP OSA Photonics GmbH. All Rights Reserved